


Plurals, Noun/Verb Rule, & Directional Signs

Noun/Verb Change Rule: Some signs are used for both a noun and verb. The way you show if you mean the verb or noun is through the Noun/Verb rule. When a noun/verb sign is done once, it means a verb. When done twice, the meaning changes to the noun.

EXAMPLES:



EAT (verb)



FOOD (noun)



SIT (verb)



CHAIR (noun)




FLY (verb)



AIRPLANE (noun)




GROW (verb)



PLANT (noun)

Directional Signs:

Changing the direction in which a sign is executed will change its meaning.



HELP
I help you.



HELP
He helps me.



HELP
He helps her.

OTHER DIRECTIONAL SIGN EXAMPLES



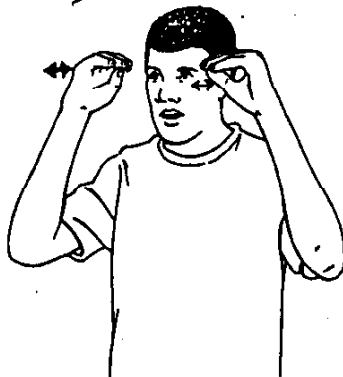
LOOK



MEET



PITY



TEACH



ASK

Plurals:

There are several ways to make plurals.

REPETITION: Make the sign twice or a few times to show that there are two or more objects. Some signs are difficult to repeat in which case they are done while moving to the side to show it's repetition.

QUALIFYING: Before signing the noun sign a qualifier such as *many*, *some*, *several*, *a lot*, or a number which will show that there is more than one.

CLASSIFIERS: Use a classifier to "set up" more than one noun.

REPETITION EXAMPLE:



QUALIFYING EXAMPLE:



CLASSIFIER EXAMPLE:

